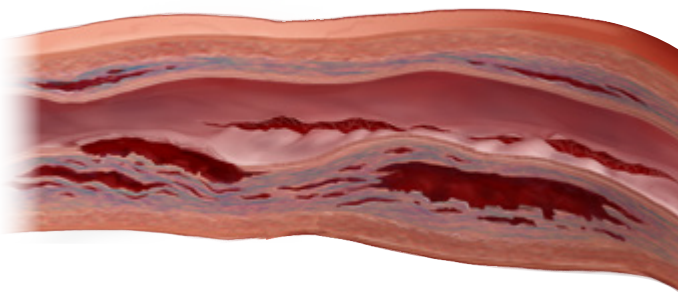


Study Purpose

The purpose of this study is to discover and identify the genes that may play a role in how blood vessels change shape and size in dysplasia-associated arterial diseases. The dysplasia can cause stenosis, aneurysm or dissection. We are investigating how these changes relate to cardiovascular disease such as hypertension, stroke, heart attacks and more.



By understanding the genetic mechanisms of rare vascular diseases, we hope to gain insight into the cellular and molecular pathways responsible for disease. This knowledge is needed to develop therapies aimed at the abnormal arterial remodeling and structure in these diseases.

Contact

email: MichiganADstudy@med.umich.edu

phone: (734) 232-5034



Investigators

Santhi K. Ganesh, MD,
(Principal Investigator)

Associate Professor
Department of Internal Medicine and
Department of Human Genetics,
Division of Cardiovascular Medicine,
University of Michigan

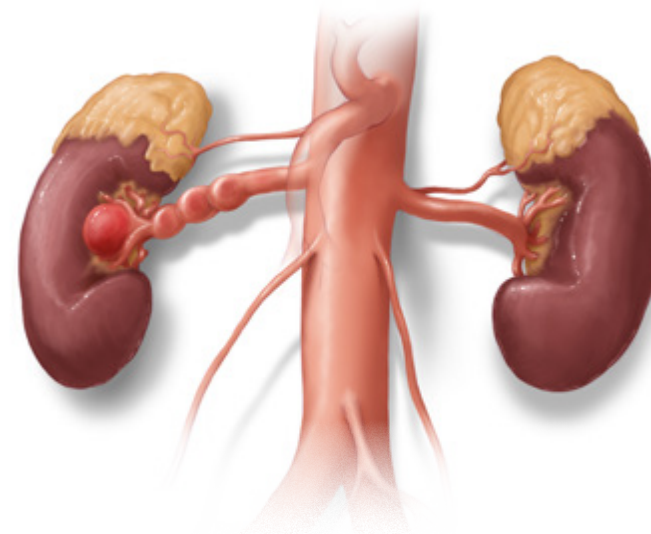


Jonathan L. Eliason, MD,

Professor
Department of Surgery,
Section of Vascular Surgery,
University of Michigan



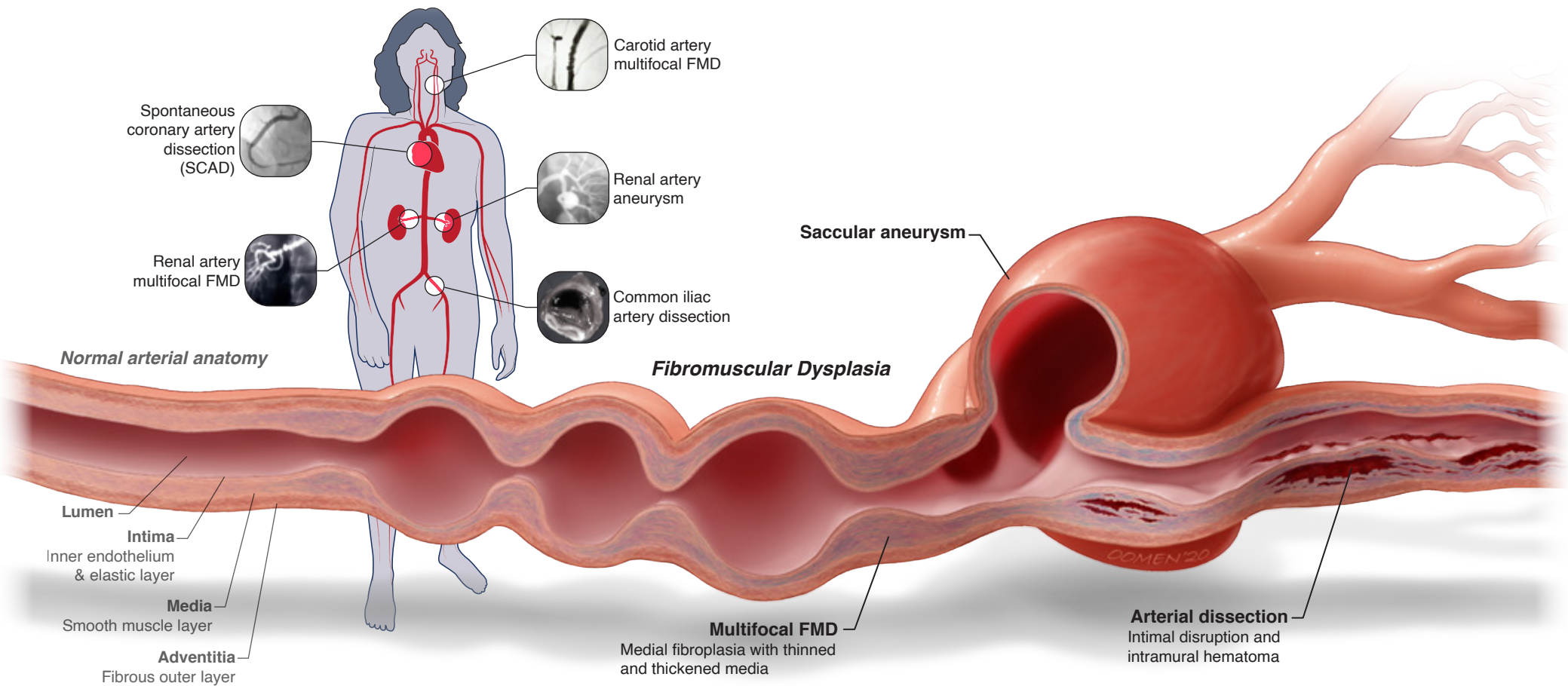
MICHIGAN MEDICINE
UNIVERSITY OF MICHIGAN



Arterial Dysplasia Genetic Study

Arterial Dysplasia may affect the shape or structure of arteries, in conditions such as fibromuscular dysplasia, aneurysm, and dissection of aortic branch arteries. These include the renal artery, coronary artery, carotid artery, and others, leading to hypertension, stroke, heart attack and other presentations.

For more information, please contact:
MichiganADstudy@med.umich.edu



Study Details

Once enrolled in the study, we will collect blood and/or saliva samples (a blood sample is preferred) for genetic testing. Appropriately 4 teaspoons of blood or 2 teaspoons of saliva are collected. Along with this, you will be asked to complete two surveys. One inquires about personal health history, and the other asks about family health history. We also ask permission to review medical records. This allows us access to any testing or doctor's evaluations related to your diagnosis.

More information

This study aims to develop a biobank of DNA and tissue samples that will be used to study the genetics of arterial diseases such as **fibromuscular dysplasia, pediatric renal artery stenosis and midaortic syndrome, aneurysm, and dissection**. This group of vascular diseases may potentially affect multiple vascular beds, including carotid, coronary, renal, mesenteric, aortic and peripheral vasculature. Samples and clinical information are collected from both individuals affected by arterial dysplasia, and those without (controls) thus allowing for comparison.

Eligibility

Any adult or child who has been diagnosed with a vascular dysplasia (abnormal cell growth or arterial shape) is potentially eligible for this study. Family members of individuals with vascular disease are also eligible for participation in the study.

Benefits

While there is no immediate benefit for participation, this research study will help us to understand how vascular diseases occur and to develop better treatments.